

LET'S WORK!

It washes whatever may come along, powerfully and hygienically clean, even during peak times. It impresses with how simple it is to use and its efficient operation. The P50 rack passthrough dishwasher by Winterhalter offers a professional warewashing solution that is efficient and cost-effective. It is developed specially to meet the Asian market requirements and made according to the highest German quality standards.



FEATURES (OPTIONAL)

- integrated softener
- Built-in EnergyLight waste water heat exchanger
- dosing device and suction poles

FEATURES (STANDARD)

WASHING PROGRAMMES: The P50 makes washing as easy as possible with two essential wash programmes. A standard programme for normal soiling, and a HighTemp programme for heavy soiling that also meets Thermolable specifications.

WASH FIELD: The heart of the P50 two elliptical wash fields at the top and bottom deliver optimal wash results. The special shape of the wash fields and the jet geometry guarantees wash power over the entire wash chamber and delivers great rinse result with minimal fresh water volume.

HYGIENE CONCEPT: Behind the P50 is a carefully thought-out concept for perfect hygiene and convenient cleaning. The interior is smooth and has no joints. A deep-drawn tank and a hygiene rear panel prevents limescale and dirt deposits. In combination with a self-cleaning programme, cleaning work is reduced to a minimum.

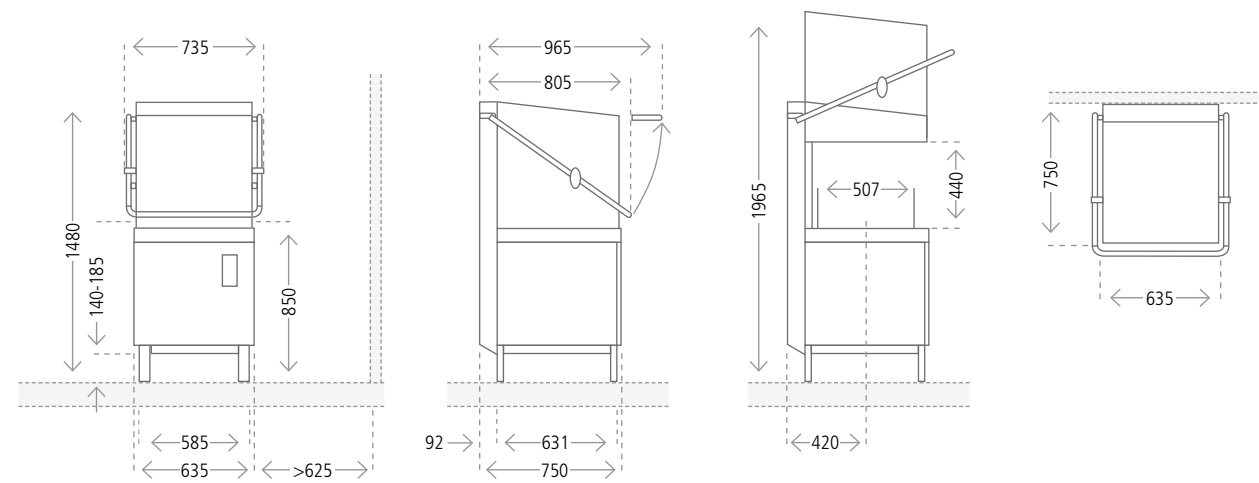
FILTRATION: The cleaner the wash water, the fewer changes of tank water are required, and the better the wash result. Firstly, coarse dirt is caught by a strainer. Then a fine filter with removable filter cassette takes care of smaller dirt particles and a pump inlet filter protects the pump from mechanical damage.

EXTREMELY EASY TO USE: No worries over inexperienced employees or high staff turnover. The P50 is intuitive to operate. The colour-coded display is self-explanatory with language-neutral pictograms. It displays the machine's current operation status at a glance: heating, ready for operation or washing. The wash programme starts automatically when the hood is closed. Numerous control functions ease the burden on the staff, for example the simple press-of-a-button to call up the real time tank and boiler temperatures.

LOW CAPACITY WASH TANK: Tank volume of the P50 has been reduced to the bare minimum. With this, operating costs are reduced and the machine is ready for operation.

THERMOSTOP: The rinse cycle has a decisive impact on the quality of the wash result. The correct temperature is important here and the P50 controls this automatically. The Thermostop starts the rinsing cycle only when the temperature in the boiler has reached its set value.

EASY TO SERVICE: The integrated error management system and simple access to the components make the P50 particularly easy to service. For example, if the filter is clogged, the machine will immediately indicate this with a pictogram in the display.



TECHNICAL DATA

Number of programmes		2
Theoretical capacity*1 standard / HighTemp	racks / h	60 / 20
Rack dimensions	mm	500 x 500
Water consumption		
Tank capacity	l	28
Rinse water consumption*2 per wash cycle Standard / HighTemp	l	2.4 / 3.8
Temperatures		
Tank temperature standard / HighTemp	° C	62 / 66
Rinse temperature	° C	85
Max. water inlet temperature	° C	60
Other information		
Circulating pump (P1)	kW	0.6
Noise emission	dB(A)	max. 63
Packaging dimensions	racks / h	770 x 880 x 1605
Splash guard		IP X3
Weight net / gross	kg	98 / 123

ELECTRICAL SPECIFICATIONS

Supply	Fuse	Tank	Boiler	Total connected load
380 V – 415 V, 3N–, 50 Hz / 60 Hz	16 A	2.5 kW	9.0 kW	9.3 kW
	20 A	2.5 kW	9.0 kW	11.8 kW
220 V – 240 V, 3–, 60 Hz	25 A	2.5 kW	9.0 kW	9.3 kW
	32 A	2.5 kW	9.0 kW	11.8 kW

*1 Depending on the local conditions (water inlet temperature / electrical supply) the indicated data can decrease.
*2 Non-binding information. The actual rinse water consumption value varies depending on the on-site condition.

U50

The professional undercounter warewasher

COMPACT. RELIABLE. ECONOMICAL.



THAT FITS!

It washes glasses, dishes and cutlery, perfectly clean and hygienically pure. It has a compact footprint and is cost-effective to operate. It is absolutely reliable. The U50 undercounter warewasher by Winterhalter offers a professional warewashing solution that is efficient and cost-effective in many ways. It is developed specially to meet the Asian market requirements and made according to the highest German quality standards.



FEATURES (OPTIONAL)

- integrated softener
- dosing device and suction poles
- alternating current kit

FEATURES (STANDARD)

WASHING PROGRAMMES: The U50 makes washing as easy as possible with only two essential wash programmes. A standard programme for normal soiling and a HighTemp programme for heavy soiling that also meets Thermolable specifications.

EXTREMELY EASY TO USE: No worries over inexperienced employees or high staff turnover. The U50 is intuitive to operate. The colour-coded display is self-explanatory with language-neutral pictograms. It displays the machine's current operation status at a glance: heating, ready for operation or washing. Numerous control functions ease the burden on the staff, for example the simple press-one-button to call up the real time tank and boiler temperatures.

WASH FIELD: The heart of the U50: Two elliptical wash fields at the top and bottom deliver optimal wash results. The special shape of the wash fields and the jet geometry guarantees wash power over the entire wash chamber and deliver great rinse result with minimal fresh water volume.

HYGIENE CONCEPT: Behind the U50 is a carefully thought-out concept for perfect hygiene and convenient cleaning. The interior is smooth and has no joints. The tank has a hygienic heating element and, like the rack guide, is deep-drawn. A hygiene rear panel prevents limescale and dirt deposits. In combination with the self-cleaning programme, cleaning work is reduced to a minimum. Furthermore, The U50's standard programme meets hygiene requirements in accordance with DIN 10534.

FILTRATION: The cleaner the wash water, the fewer changes of tank water are required, and the better the wash result. The U50 filters the wash water through a strainer with a removable filter cylinder and a pump inlet filter. This ensures food residues and impurities are filtered in an effective way.

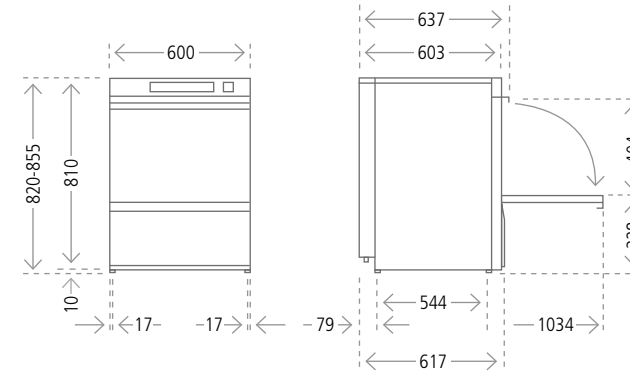

SOFT START: When the wash cycle starts, the U50 gradually and continuously builds up the washing pressure. This gentle treatment ensure that even delicate dishes are properly protected.

DOUBLE-SKINNED DOOR: The U50 is built with quality through to the last detail. It is fitted with solid double-skinned hygiene doors that reduce machine noise and heat losses to ensure pleasant working conditions.

LOW CAPACITY WASH TANK: Tank volume of the U50 has been reduced to the bare minimum. With this, operating costs are reduced and the machine is ready for operation.

THERMOSTOP: The rinse cycle has a decisive impact on the quality of the wash result. The correct temperature is important here and the U50 controls this automatically: The Thermostop starts the rinsing cycle only when the temperature in the boiler has reached its set value.

EASY TO SERVICE: The integrated error management system and simple access to the components make the U50 particularly easy to service. For example, if the filter is clogged, the machine will immediately indicate this with a pictogram in the display.



TECHNICAL DATA

Number of programmes		3
Theoretical capacity*1 standard / HighTemp	racks / h	30 / 20
Rack dimensions	mm	500 x 500
Water consumption		
Tank capacity	l	15.3
Rinse water consumption*2 per wash cycle Standard / HighTemp	l	2.4 / 3.4
Temperatures		
Tank temperature standard / HighTemp	° C	62 / 66
Rinse temperature	° C	85
Max. water inlet temperature	° C	60
Other information		
Circulating pump (P1)	kW	0.5
Noise emission	dB(A)	max. 59
Packaging dimensions	W x D x H mm	720 x 712 x 1020
Splash guard		IP X3
Weight net / gross	kg	66 / 76

ELECTRICAL SPECIFICATIONS

Supply	Fuse	Tank	Boiler	Total connected load
380 V – 415 V, 3N~, 50 Hz / 60 Hz	16 A	2.0 kW	5.3 kW	7.8 kW
220 V – 240 V, 1N~, 50 Hz / 60 Hz	16 A 20 A	2.0 kW	2.6 kW 3.6 kW	3.1 kW 4.1 kW
220 V – 240 V, 3~, 50 Hz / 60 Hz	25 A	2.0 kW	5.3 kW	7.8 kW

*1 Depending on the local conditions (water inlet temperature / electrical supply) the indicated data can decrease.
By adjusting parameters the theoretical capacity can be increased to 60 racks / h (1-minute-programme).
*2 Non-binding information. The actual rinse water consumption value varies depending on the on-site condition.

P50

The professional rack passthrough dishwasher

POWERFUL. EFFICIENT. SIMPLE TO USE.

